



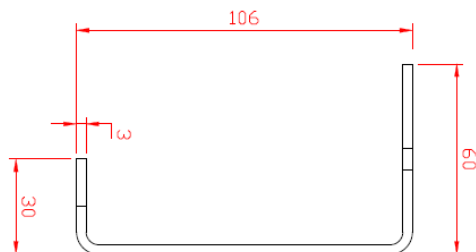
Installation Instructions on Hands Free Door Opener

Kit...
 Front Pull Plate
 Rear Bracket
 2 off bolt set

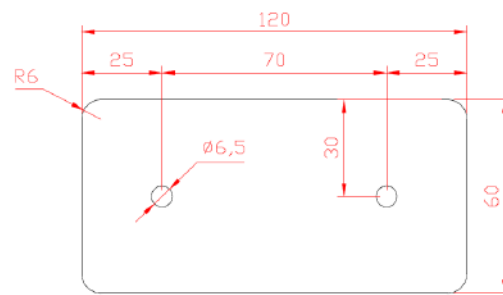
Equipment Required...
 6.5mm drill
 Spanner Set



Front Pull Plate



Rear Bracket



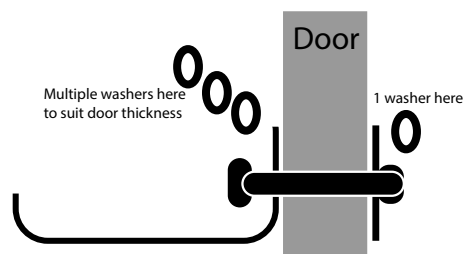
Position the front pull plate to most appropriate position on the door, usually as close as possible to the floor, on the opposite side to the hinges.

Mark the holes and remove plate

Drill 2 off 6.5mm holes

Assemble as per drawing below

(The connection bolt supplied is for universal door thicknesses upto 50mm. Use the washers to limit the amount of stud coming from the rear bracket)



Secure in position using bolts and tighten

Stick media kit onto them if supplied

Door ready to open using foot