


Moisture Extraction Ovens

Experience precision, speed, and control with the Genlab Moisture Extraction Oven range - engineered for rapid drying and efficient moisture removal. Designed with enhanced air circulation and larger extraction vents, these ovens deliver superior drying performance in less time.

Featuring our latest intuitive touchscreen control system, the Genlab range ensures precise temperature management and stable drying conditions. With optional adjustable fan speed control from 50% to 100%, you have complete flexibility to optimize airflow for every application.

Perfect for laboratories and industrial environments alike, Genlab Moisture Extraction Ovens combine advanced technology with reliable performance - helping you achieve faster, consistent results every time.

Features

- 14 sizes (50 to 1000 litres)
- High speed air circulation
- Increased ventilation
- Temperature range 40°C to 250°C (50°C to 250°C above 250L models)
- On screen historical trending (48 hours)
- 8 stage profile control
- Countdown timer
- 24/7 real time clock operation
- Manual or automatic overheat reset
- High accuracy PT100B duplex sensors <math><0.8^{\circ}\text{C}</math>
- Excellent stability
- Low chamber uniformity
- Energy efficient with integral energy meter
- New - set point lock feature
- Selectable HMI languages 

Options

- 10 menu x 8 stage profile (& cyclic control)
- Stainless steel chamber
- Audible warnings
- Explosion relief panels
- Drip trays
- Access ports (25, 50, 75 or 100mm)
- Traceable calibration to national standards
- Bespoke stands and stacking kits
- Extended warranty
- Bespoke solutions available upon request
- Castor wheels (only available on 250/350 models, - fitted as standard on 425/500/650/750/850 and 1000 models)
- Fan speed control (50-100%)



Design

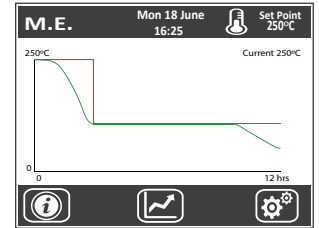
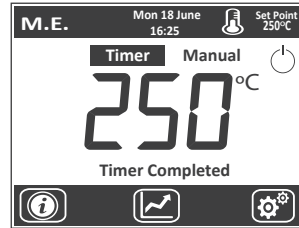
The ovens are specifically designed for the rapid extraction of moisture and are fitted with larger 75mm diameter outlet vents, suitable for connection to most external extraction systems. The exterior is constructed from sheet steel and finished in an easy clean powder coated paint. The interior chamber is made from mild steel coated with aluminium (CLAD), with a stainless steel chamber available as an option. It is also fitted with fixed shelf runners and removable chrome plated wire grid shelves.

Heating

Heated by Incoloy sheathed elements positioned in the side fan duct for all units.

Controls

The control system comprises of a bespoke touch screen user interface that offers both accurate temperature control and an integral overheat system by using 2 individual PT100 sensors. Advanced features can be turned on and off to suit bespoke heating applications and tailored to customer preference. Oven trending is displayed for up to 48 hours and optional upgrades are available for alarm outputs.



Sizes and Specifications

Genlab Reference Number	Capacity (litres)	Internal Dimensions (H x W x D cm)	External Dimensions (H x W x D cm)	Shelves / Positions	Wattage	Voltage	Weight (kg)
ME/50/TDIG	50	45 x 36 x 35	69 x 72 x 47	2..3	750	230	35
ME/75/TDIG	75	45 x 49 x 35	69 x 85 x 47	2..3	1000	230	45
ME/100/TDIG	100	45 x 49 x 46	69 x 85 x 59	3..4	1000	230	55
ME/125/TDIG	125	55 x 49 x 46	79 x 85 x 59	3..5	1500	230	65
ME/150/TDIG	145	55 x 49 x 54	79 x 85 x 67	3..5	1500	230	70
ME/200/TDIG	200	75 x 49 x 54	99 x 85 x 71	4..7	2000	230	85
ME/250/TDIG	240	91 x 51 x 52	119 x 93 x 73	5..7	2000	230	90
ME/350/TDIG	345	91 x 61 x 62	119 x 103 x 83	5..7	2500	230	120
ME/425/TDIG	425	91 x 61 x 77	128 x 106 x 98	5..7	3000	230	150
ME/500/TDIG	535	114 x 61 x 77	151 x 106 x 98	5..9	3000	230	165
ME/650/TDIG	675	114 x 77 x 77	159 x 140 x 98	5..9	6000	415	280
ME/750/TDIG	760	128 x 77 x 77	174 x 140 x 98	5..10	6000	415	300
ME/850/TDIG	840	142 x 77 x 77	188 x 140 x 98	5..11	6000	415	320
ME/1000/TDIG	1005	142 x 77 x 92	188 x 140 x 113	5..11	6000	415	340

Please see product datasheets for dimensional drawings

Ordering

All units have CLAD interior with touch screen interface, high speed air circulation and increased vent size as standard. Where options are required, simply add the option code to the original reference. e.g. **ME/1000/TDIG** with CAL cert and drip tray becomes **ME/1000/TDIG/SPC/DT**. Contact sales for bespoke options.

Option Codes

SS	Stainless Steel Chamber	AWA	Audible Warning	EXP	Explosion Relief Panels
DT	Drip Trays	AP	Access Ports	10PRO	10 menu x 8 profile (inc cyclic)
SPC	Single Point Calibration	3PC	3 Point Calibration	1108	Castor Wheels (250-350L units only)
STAND	Stands	STACK	Stacking Kits	FSC	Fan Speed Control