




Multi-Purpose Benchtop Incubators

Discover the perfect balance of reliability, efficiency, and innovation with the Genlab Benchtop Incubator range. Designed for today's laboratories, these compact yet powerful units deliver outstanding performance for biological analysis, research, and general lab applications.

Choose from a variety of sizes and configurations, with flexible side- or base-mounted controls to suit your workspace. Every model features Genlab's next-generation touch-screen control system, providing effortless operation and precise monitoring at your fingertips.

For enhanced versatility, our fan-assisted models include optional variable fan speed control (50-100%), giving you the ideal environment for agar testing and other sensitive procedures.

Features

- 10 sizes (6 to 200 litres - base mount controller design)
- 6 sizes (50 to 200 litres - side mount controller design)
- Temperature range (ambient +5)°C to 70°C
- High resolution 0.1°C
- On screen historical trending (48 hours)
- Manual or automatic overheat reset
- High accuracy PT100B duplex sensors <0.8°C
- Excellent stability
- Low chamber uniformity
- Energy efficient with integral energy meter
- New - set point lock feature
- Selectable HMI languages 

Options

- Fan assisted circulation (not available <30L)
- Stainless steel chamber
- Viewing windows
- Inner glass doors
- Access ports (25, 50, 75 or 100mm)
- Bespoke stands and stacking kits
- Audible warnings
- 8 stage profile control
- Countdown timer
- 24/7 real time clock operation
- Traceable calibration to national standards
- Extractor unit
- Extended warranty
- Internal lights
- Bespoke solutions available upon request
- 10 menu x 8 stage profile (& cyclic control)
- Fan speed control (50-100%)



Design

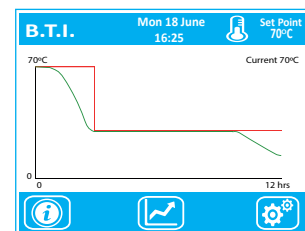
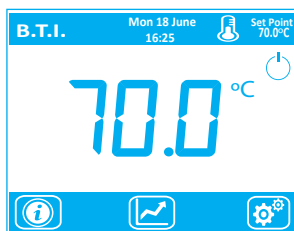
The exterior is constructed from sheet steel and finished in an easy clean powder coated paint. The interior chamber is made from mild steel coated with aluminium (CLAD), with a stainless steel chamber available as an option. They are fitted with fixed shelf runners and removable chrome plated wire grid shelves.

Heating

Heated by Incoloy sheathed elements positioned in the base of the oven on all natural convection ranges. Fan assisted ranges have elements on the rear on base mount designs and in the side on side mount designs.

Controls

The control system comprises of a bespoke touch screen user interface that offers both accurate temperature control and an integral overheat system by using 2 individual PT100 sensors. Advanced features can be turned on and off to suit bespoke heating applications and tailored to customer preference. Oven trending is displayed for up to 48 hours and optional upgrades are available for alarm outputs.



Sizes and Specifications

Genlab Reference Number	Capacity* (litres)	Internal Dims (H x W x D cm)	External Dims (H x W x D cm)	Internal Dims (H x W x D cm)	External Dims (H x W x D cm)	Shelves / Positions	Wattage	Weight (kg)	
Base Mount	Natural Convection			Fan Assisted Circulation					
	MINI/6/TDIG	6	15 x 23 x 19	46 x 35 x 33	N/A	N/A	1..1	150	16
	MINI/18/TDIG	18	27 x 26 x 27	58 x 38 x 42	N/A	N/A	2..2	350	21
	MINI/30/TDIG	30	24 x 36 x 35	55 x 48 x 50	24 x 36 x 31	55 x 48 x 62	2..2	500	30
	MINI/40/TDIG	40	33 x 36 x 35	62 x 48 x 50	33 x 36 x 31	62 x 48 x 62	2..3	500	35
	MINI/50/TDIG	53	33 x 49 x 33	62 x 61 x 48	33 x 49 x 29	62 x 61 x 60	2..3	500	45
	MINI/75/TDIG	73	33 x 49 x 45	62 x 61 x 60	33 x 49 x 41	62 x 61 x 72	2..3	750	55
	MINI/100/TDIG	99	45 x 49 x 45	74 x 61 x 60	45 x 49 x 41	74 x 61 x 72	3..4	750	60
	MINI/125/TDIG	121	55 x 49 x 45	84 x 61 x 60	55 x 49 x 41	84 x 61 x 72	3..5	750	65
	MINI/150/TDIG	143	55 x 49 x 53	84 x 61 x 68	55 x 49 x 49	84 x 61 x 80	3..5	750	70
MINI/200/TDIG/F	180	N/A	N/A	75 x 49 x 49	104 x 61 x 80	4..7	1000	80	
Side Mount	INC/50/TDIG	58	42 x 40 x 35	59 x 72 x 47	45 x 36 x 35	59 x 72 x 47	2..3	500	35
	INC/75/TDIG	78	42 x 53 x 35	59 x 85 x 47	45 x 49 x 35	59 x 85 x 47	2..3	750	45
	INC/100/TDIG	102	42 x 53 x 46	59 x 85 x 59	45 x 49 x 46	59 x 85 x 59	3..4	750	55
	INC/125/TDIG	126	52 x 53 x 46	69 x 85 x 59	55 x 49 x 46	69 x 85 x 59	3..5	750	65
	INC/150/TDIG	149	52 x 53 x 54	69 x 85 x 67	55 x 49 x 54	69 x 85 x 67	3..5	750	70
	INC/200/TDIG/F	198	N/A	N/A	75 x 49 x 54	89 x 85 x 71	4..7	1000	90

Please see product datasheets for dimensional drawings

*Note, useable internal capacity is reduced with fan assisted circulation

Ordering

All units have CLAD interior with touch screen interface as standard. Where options are required simply add the option code to the original reference. e.g. **MINI/50/TDIG** with fan assisted circulation and stainless steel chamber becomes **MINI/50/TDIG/F/SS**. Contact sales for bespoke options.

Option Codes

F	Fan Assisted Circulation	SS	Stainless Steel Chamber	VIS	Viewing Window
DD	Double Door (Glass)	AP	Access Ports	STAND	Stands
STACK	Stacking Kits	TIM	3 Stage Advanced Timer	10PRO	10 menu x 8 profile (inc cyclic)
AWA	Audible Warning	FSC	Fan Speed Control	3PC	3 Point Calibration